

REGIONAL TOURISM SATELLITE ACCOUNTS 2018-19

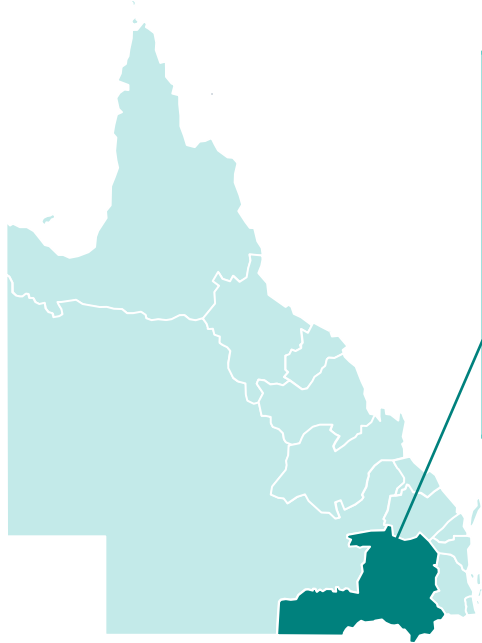
SOUTHERN QUEENSLAND COUNTRY (DARLING DOWNS) KEY FACTS



In 2018-19, the tourism industry contributed an estimated **\$1,012.2 million** to the Southern Queensland Country (SQC) (Darling Downs) regional economy (5.1% of SQC (Darling Downs) gross regional product) and supported about **10,000 jobs** (7.0% of employment in SQC (Darling Downs)).

TOURISM GROSS REGIONAL PRODUCT (GRP)

*GSP indicates Gross State Product



SQC	Regional QLD ²	Total QLD (GSP*)
DIRECT \$495.3M ▼ -3.7% 2.5% of SQC GRP	DIRECT \$6.0 bn ● 0.6% 4.2% of Reg. QLD GRP	DIRECT \$13.8 bn ▲ 3.3% 3.7% of QLD GSP
TOTAL \$1,012.2M ▼ -3.9% 5.1% of SQC GRP	TOTAL \$10.9 bn ● 0.3% 7.6% of Reg. QLD GRP	TOTAL¹ \$28.3 bn ▲ 3.2% 7.7% of QLD GSP

GRP/GSP Per Capita



TOURISM EMPLOYMENT IN SQC

Supporting 10,000 jobs
7.0% of SQC employment

▼ -4.9%
YoY

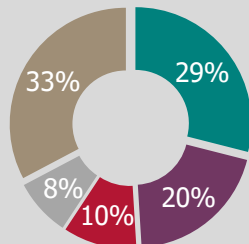


6,800 direct tourism jobs
4.7% of SQC employment

▼ -5.5%
YoY

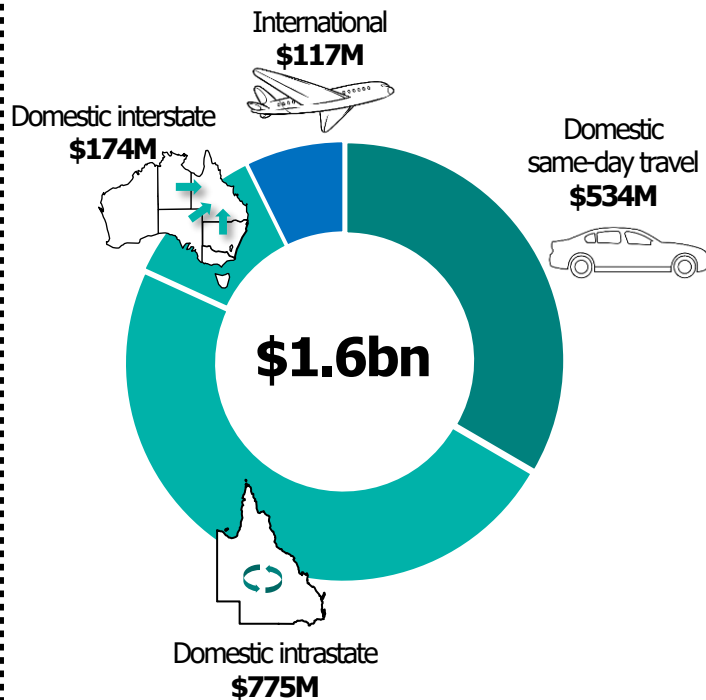
DIRECT TOURISM EMPLOYMENT BY INDUSTRY

- Food services**
- Retail trade
- Accommodation
- Education and training
- All other industries



**Refers to cafes, restaurants & take-away food services

TOURISM CONSUMPTION IN SQC#



#Tourism consumption measures the total value of tourism goods/services consumed by residents/international visitors in Australia

SOURCE: TOURISM RESEARCH AUSTRALIA, REGIONAL TOURISM SATELLITE ACCOUNTS 2018-19

Notes: 1. Total impact on the Australian economy of tourism consumption in Queensland

2. Regional Queensland includes all tourism regions outside of Brisbane and the Gold Coast

