

REGIONAL TOURISM SATELLITE ACCOUNTS 2018-19

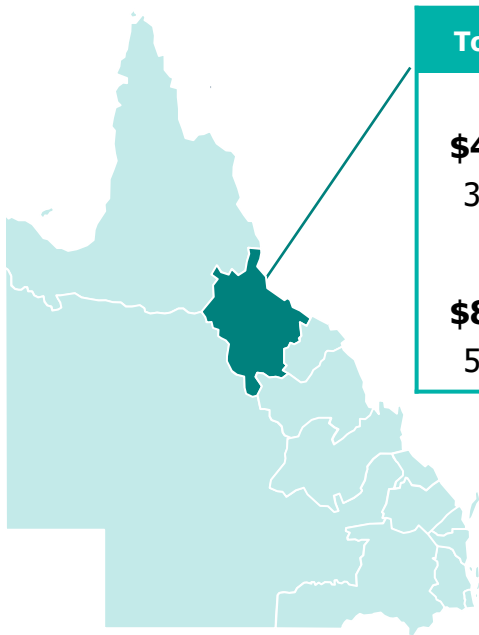
TOWNSVILLE (NORTHERN) REGION KEY FACTS



In 2018-19, the tourism industry contributed an estimated **\$866.2 million** to the Townsville (Northern) regional economy (5.6% of Townsville (Northern) region's gross regional product) and supported about **8,200 jobs** (6.7% of employment in the Townsville (Northern) region).

TOURISM GROSS REGIONAL PRODUCT (GRP)

*GSP indicates Gross State Product



Townsville (TSV)	Regional QLD ²	Total QLD (GSP*)
DIRECT \$490.7M ▲ 2.3% 3.2% of TSV GRP	DIRECT \$6.0 bn ● 0.6% 4.2% of Reg. QLD GRP	DIRECT \$13.8 bn ▲ 3.3% 3.7% of QLD GSP
TOTAL \$866.2M ▲ 1.7% 5.6% of TSV GRP	TOTAL \$10.9 bn ● 0.3% 7.6% of Reg. QLD GRP	TOTAL¹ \$28.3 bn ▲ 3.2% 7.7% of QLD GSP

GRP/GSP Per Capita



TOURISM EMPLOYMENT IN TOWNSVILLE (NORTHERN)

Supporting **8,200 jobs**
6.7% of TSV employment

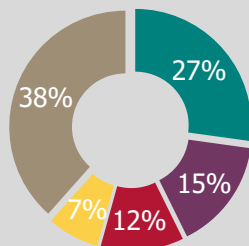
● 0.6%
YoY



5,800 direct tourism jobs
4.8% of TSV employment

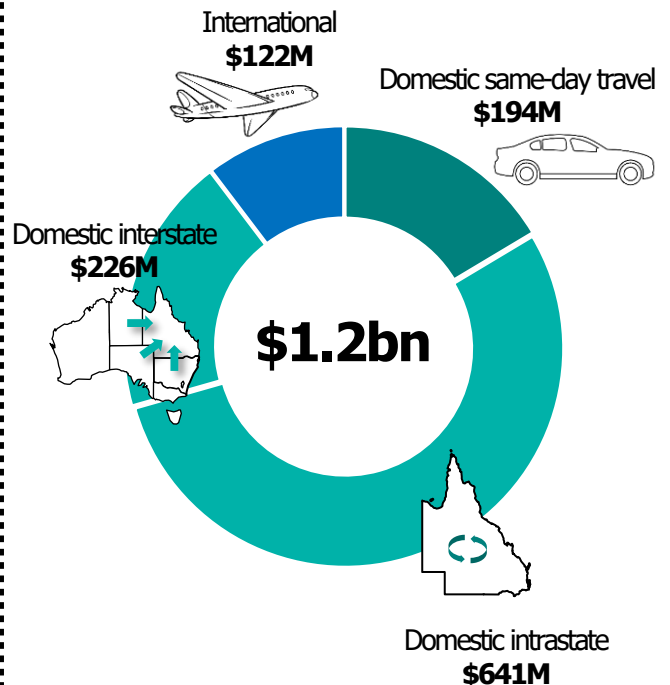
● 0.2%
YoY

DIRECT TOURISM EMPLOYMENT BY INDUSTRY



** Refers to cafes, restaurants & take-away food services

TOURISM CONSUMPTION IN TOWNSVILLE (NORTHERN)#



#*Tourism consumption measures the total value of tourism goods/services consumed by residents/international visitors in Australia

SOURCE: TOURISM RESEARCH AUSTRALIA, REGIONAL TOURISM SATELLITE ACCOUNTS 2018-19

Notes: 1. Total impact on the Australian economy of tourism consumption in Queensland

2. Regional Queensland includes all tourism regions outside of Brisbane and the Gold Coast