

REGIONAL TOURISM SATELLITE ACCOUNTS 2018-19

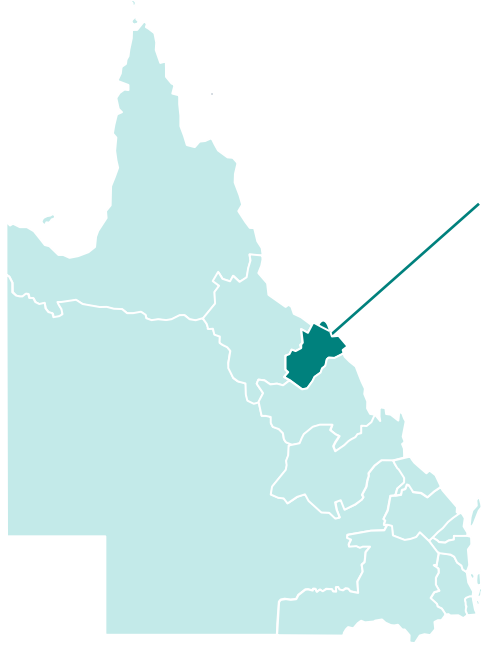
WHITSUNDAYS REGION KEY FACTS



In 2018-19, the tourism industry contributed an estimated **\$652.5 million** to the Whitsundays regional economy (22.7% of Whitsundays gross regional product) and supported about **5,800 jobs** (30.9% of employment in the Whitsundays).

TOURISM GROSS REGIONAL PRODUCT (GRP)

*GSP indicates Gross State Product



Whitsundays (WSY)	Regional QLD ²	Total QLD (GSP*)
DIRECT \$398.3M ▼ -1.8% 13.9% of WSY GRP	DIRECT \$6.0 bn ● 0.6% 4.2% of Reg. QLD GRP	DIRECT \$13.8 bn ▲ 3.3% 3.7% of QLD GSP
TOTAL \$652.5M ▼ -2.6% 22.7% of WSY GRP	TOTAL \$10.9 bn ● 0.3% 7.6% of Reg. QLD GRP	TOTAL¹ \$28.3 bn ▲ 3.2% 7.7% of QLD GSP

GRP/GSP Per Capita



TOURISM EMPLOYMENT IN THE WHITSUNDAYS

Supporting **5,800 jobs**
30.9% of WSY employment

▼ -4.3%
YoY

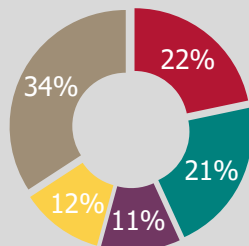


4,200 direct tourism jobs
22.4% of WSY employment

▼ -4.8%
YoY

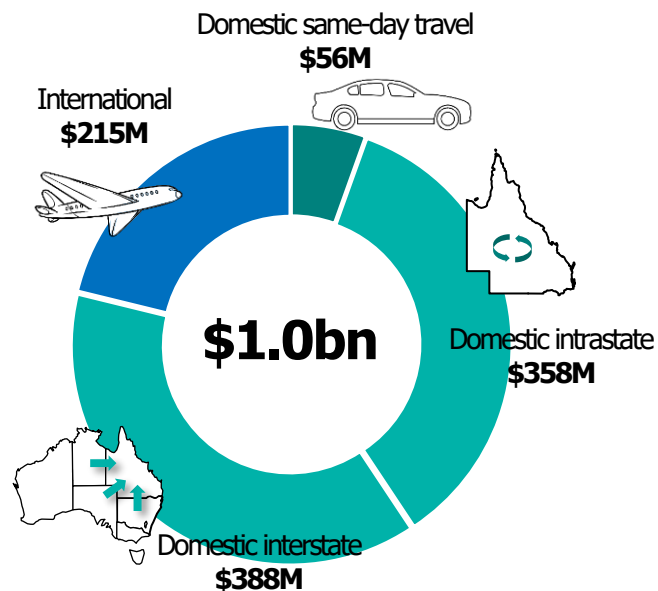
DIRECT TOURISM EMPLOYMENT BY INDUSTRY

- Food services**
- Accommodation
- Retail trade
- Air, water and other transport
- All other industries



**Refers to cafes, restaurants & take-away food services

TOURISM CONSUMPTION IN THE WHITSUNDAYS#



#Tourism consumption measures the total value of tourism goods/services consumed by residents/international visitors in Australia

SOURCE: TOURISM RESEARCH AUSTRALIA, REGIONAL TOURISM SATELLITE ACCOUNTS 2018-19

Notes: 1. Total impact on the Australian economy of tourism consumption in Queensland
2. Regional Queensland includes all tourism regions outside of Brisbane and the Gold Coast