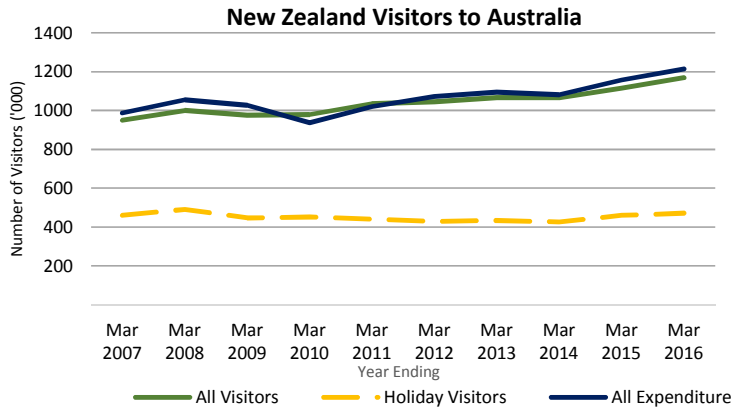
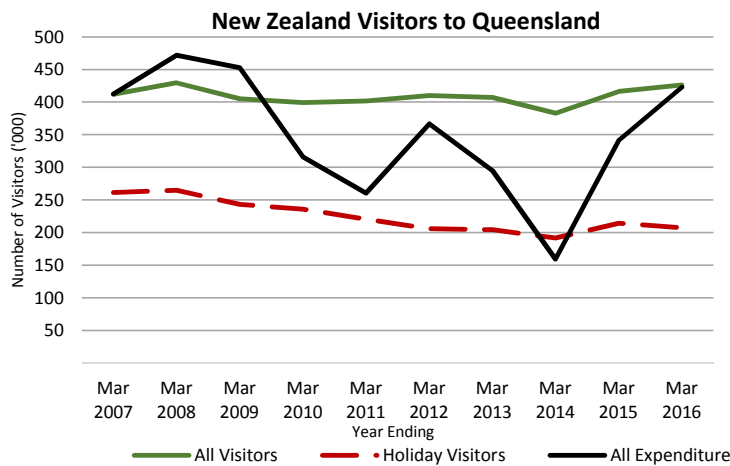
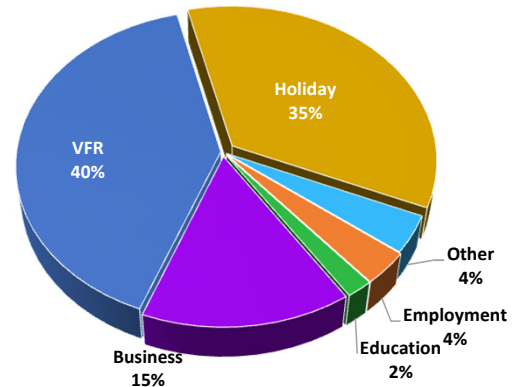


Year ending Mar 2016

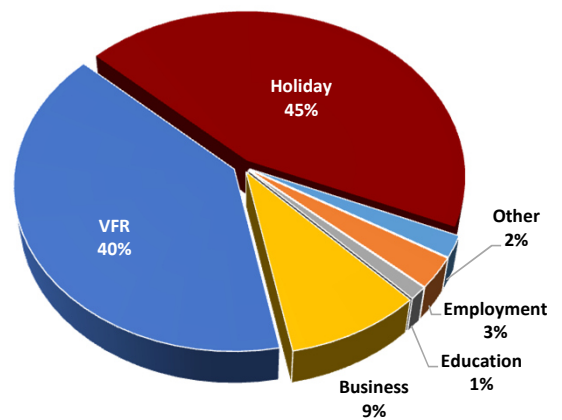
To Australia	New Zealand Visitors						New Zealand Expenditure			
	Visitors	Year Chg%	Share	ALoS ¹	Year Chg#	\$ million ²	Year Chg%	Share	\$/Visitor	
Total Visitors	1,169,000	▲ 5%	17%	13.4	▼ -0.4	\$1,735.4	▲ 5%	7%	\$1,450.24	
Holiday Visitors	473,000	▲ 3%	12%	9.0	▲ 0.2					
To Queensland	New Zealand Visitors						New Zealand Expenditure			
	Visitors	Year Chg%	Share	ALoS ¹	Year Chg#	\$ million ²	Year Chg%	Share	\$/Visitor	
Total Visitors	426,000	▲ 2%	18%	12.7	▲ 1.0	\$558.4	▲ 4%	11%	\$1,303.15	
Holiday Visitors	208,000	▼ -3%	13%	10.0	▲ 1.3					



Main Reason for Visiting Australia (by proportion)



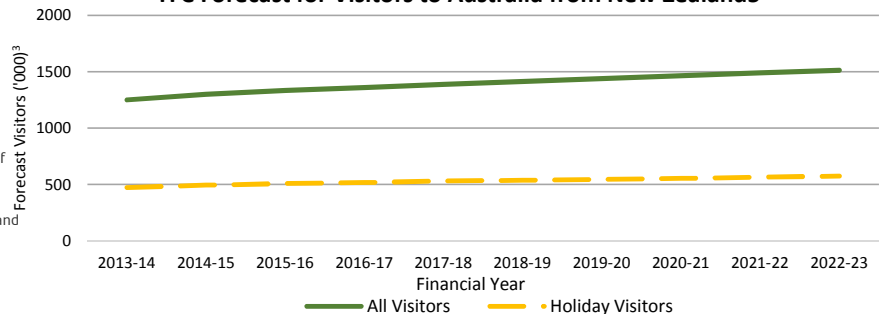
Main Reason for Visiting Queensland (by proportion)



Year ending Mar 2016	Age				Gender		Traveling with			
	15-29	30-49	50-69	70+	M	F	Solo	Couple	Family	Friends
To Australia										
Total Visitors	23%	33%	36%	8%	51%	49%	56%	23%	11%	6%
Holiday Visitors	23%	30%	38%	10%	50%	50%	35%	37%	17%	10%
To Queensland										
Total Visitors	20%	31%	39%	10%	51%	49%	47%	30%	15%	6%
Holiday Visitors	19%	27%	42%	11%	52%	48%	26%	45%	21%	7%

Year ending Mar 2016	Number of Previous Visits to Australia							On Pkg Tour	Qld Dispersal ⁴
	0 (First)	1	2	3	4 - 7	8 - 20	21+		
To Australia									
Total Visitors	6%	7%	8%	8%	23%	37%	10%	9%	
Holiday Visitors	8%	9%	10%	8%	24%	34%	7%	15%	
To Queensland									
Total Visitors	6%	7%	8%	8%	22%	38%	11%	13%	26%
Holiday Visitors	7%	9%	8%	8%	23%	36%	8%	19%	26%

TFC Forecast for Visitors to Australia from New Zealand⁵



Research Updates

To receive an email alert whenever new tourism figures are released, please [click here](#).

1. ALoS - Average length of stay.
 2. Expenditure data is sourced from Tourism Research Australia and is inclusive of package expenditure.
 3. Tourism Research Australia - Forecasting
 4. Dispersal is the proportion of international visitors to Queensland travelling outside the gateway centres of Brisbane, Gold Coast and Tropical North Queensland (Cairns).
 5. Non-core - Countries not included by TRA in individual analysis are grouped by continent or region.
 Note: Unless specified, all data is from Tourism Research Australia, International Visitor Survey