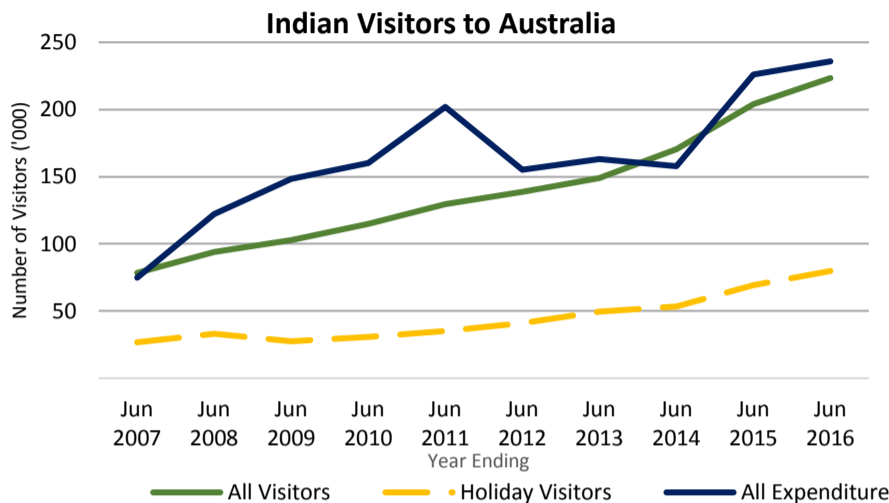
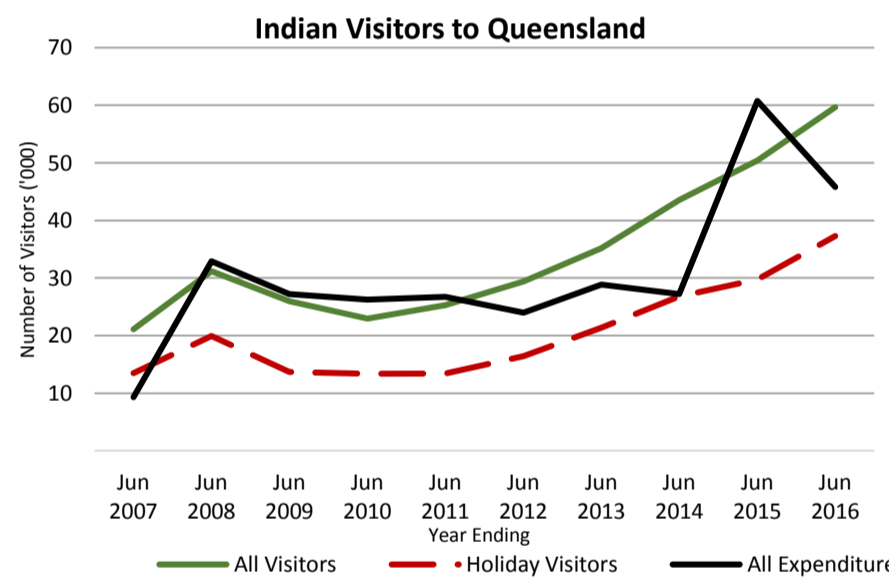
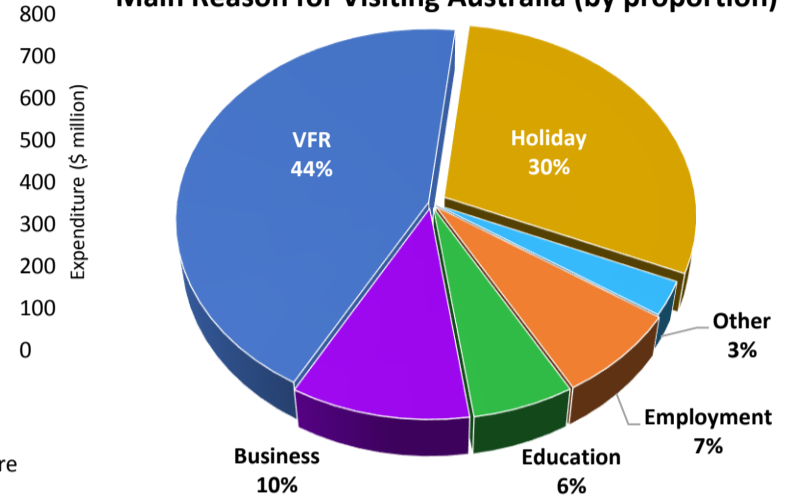


Year ending Jun 2016

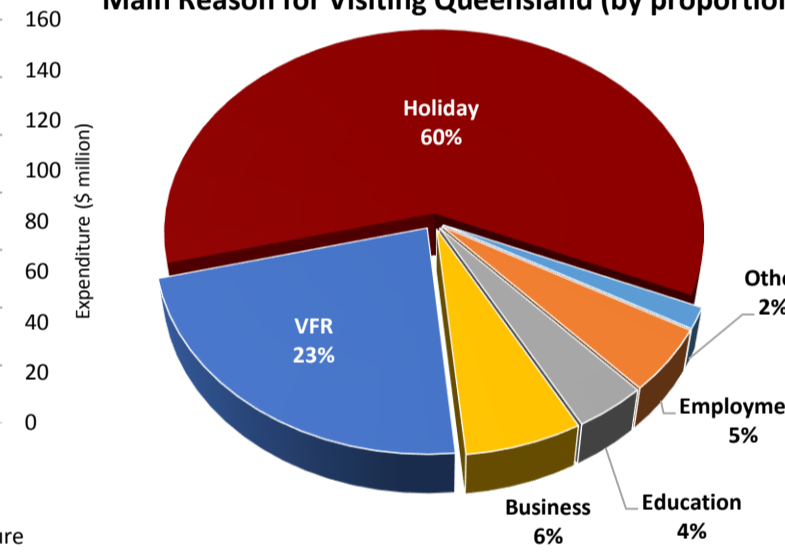
To Australia	Indian Visitors					Indian Expenditure			
	Visitors	Year Chg%	Share	ALoS ¹	Year Chg#	\$ million ²	Year Chg%	Share	\$/Visitor
Total Visitors	223,000	▲ 10%	3%	63.1	▼ -1.0	\$754.6	▲ 4%	3%	\$3,323.75
Holiday Visitors	80,000	▲ 15%	2%	10.8	▼ -3.9				
To Queensland	Indian Visitors					Indian Expenditure			
	Visitors	Year Chg%	Share	ALoS ¹	Year Chg#	\$ million ²	Year Chg%	Share	\$/Visitor
Total Visitors	60,000	▲ 18%	2%	30.5	▼ -13.1	\$104.8	▼ -25%	2%	\$1,742.07
Holiday Visitors	37,000	▲ 25%	2%	7.4	▲ 0.6				



Main Reason for Visiting Australia (by proportion)



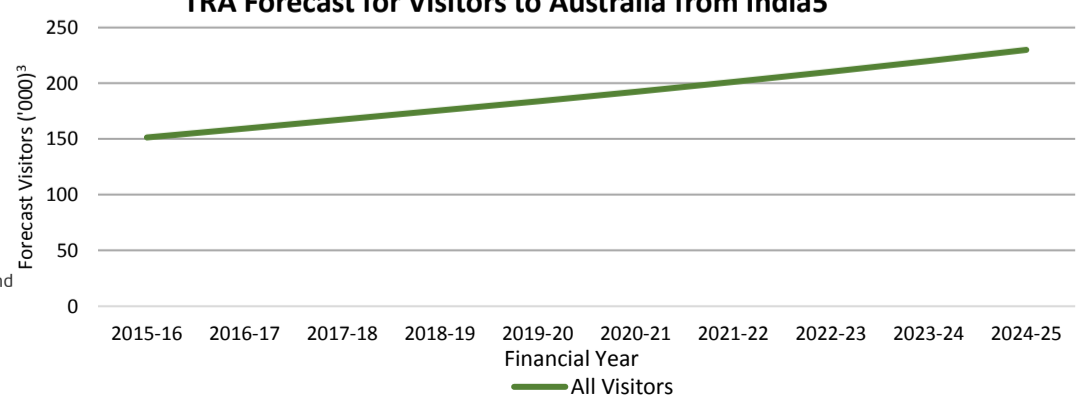
Main Reason for Visiting Queensland (by proportion)



Year ending Jun 2016	Age				Gender		Traveling with			
	15-29	30-49	50-69	70+	M	F	Solo	Couple	Family	Friends
To Australia	25%	28%	43%	3%	52%	48%	53%	28%	11%	5%
Total Visitors	25%	28%	43%	3%	52%	48%	53%	28%	11%	5%
Holiday Visitors	24%	30%	42%	3%	51%	49%	40%	34%	17%	7%
To Queensland	25%	28%	43%	3%	48%	52%	39%	36%	12%	10%
Total Visitors	25%	28%	43%	3%	48%	52%	39%	36%	12%	10%
Holiday Visitors	25%	29%	43%	3%	47%	53%	27%	45%	17%	9%

Year ending Jun 2016	Number of Previous Visits to Australia							On Pkg Tour	Qld Dispersal ⁴
	0 (First)	1	2	3	4 - 7	8 - 20	21+		
To Australia	54%	18%	8%	7%	8%	4%	1%	11%	
Total Visitors	54%	18%	8%	7%	8%	4%	1%	11%	
Holiday Visitors	68%	12%	4%	7%	4%	3%	2%	27%	
To Queensland	66%	12%	6%	6%	4%	5%	1%	35%	
Total Visitors	66%	12%	6%	6%	4%	5%	1%	35%	
Holiday Visitors	75%	10%	4%	6%	1%	2%	1%	50%	

TRA Forecast for Visitors to Australia from India⁵



Research Updates
To receive an email alert whenever new tourism figures are released, please [click here](#).

1. ALoS - Average length of stay.
2. Expenditure data is sourced from Tourism Research Australia and is inclusive of package expenditure.
3. Tourism Research Australia - Forecasting
4. Dispersal is the proportion of international visitors to Queensland travelling outside the gateway centres of Brisbane, Gold Coast and Tropical North Queensland (Cairns).
5. Non-core - Countries not included by TRA in individual analysis are grouped by continent or region.
Note: Unless specified, all data is from Tourism Research Australia, International Visitor Survey